



# NEBULA

Table & Desking System



# CONTENTS



4

**NEBULA BOARDROOM TABLES**  
Single or Twin Pole Collar Leg




**NEBULA FLIP TABLES**  
Standard and Large Flip Tables



8

**NEBULA SHAPED TABLES**  
Custom Education Tables



10

**NEBULA SHAPED TABLES**  
Custom Teleconference Tables



12

**NEBULA HIGH TABLES**  
Collar Leg 1050h Tables



14

**NEBULA DESKING**  
Shared and single desking



16

**NEBULA CAFETERIA TABLES**  
Single Pole, 4 Star and Fixed Leg

TABLE TOP SHAPE	WIDTH	LENGTH	LEG SET
RECTANGULAR	900 - 2200mm	1500 - 3000mm	<b>580mm FLIP LEG SET</b> Suits 900 - 2200mm Length Top <b>AU-FWFLIP-01/B</b>
	600 - 900mm	1500 - 3000mm	<b>705mm FLIP LEG SET</b> Suits 900 - 2200mm Length Top <b>AU-FWFLIP-02/B</b>
RECTANGULAR	800 - 1100mm	1500 - 3000mm	<b>600mm FIXED LEG SET</b> <b>AU-FWMOD-01END</b> Add 1 upper beam to fit the length of your table top (Table top length 3000mm max)
	over 3000mm	1500 - 3000mm	<b>800mm FIXED LEG SET</b> <b>AU-FWMOD-02END</b> Add 1 upper beam to fit the length of your table top (Table top length 3000mm max)
OR	800 - 1100mm	over 3000mm	<b>SINGLE POST LEG SET WITH COLLAR</b> End legs: <b>AU-FWMOD-03END</b> Centre Legs: <b>AU-FWMOD-03MID</b> Add upper beams to fit the length of...

**UPPER BEAMS**  
ONE BEAM PER SPAN SINGLE  
TWO BEAMS PER SPAN TWIN  
**AU-FWTOPRAIL800**  
**AU-FWTOPRAIL1100**  
**AU-FWTOPRAIL1300**  
**AU-FWTOPRAIL1600**  
**AU-FWTOPRAIL1900**  
**AU-FWTOPRAIL2200**  
Is your table top longer?  
Use a combination of beams to...

**LOWER BEAMS**  
(TWIN POST FRAMES ONLY)  
**AU-FWBOTRAIL100**  
**AU-FWBOTRAIL1300**  
**AU-FWBOTRAIL1600**  
**AU-FWBOTRAIL1900**  
**AU-FWBOTRAIL2200**

**NEBULA SYSTEM**  
Table size guide

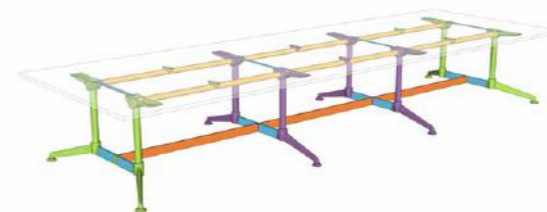






# Boardroom Tables

Fits almost all power boxes




The Nebula system has a timeless simplicity with one universal leg style that supports many table designs. The distinctive A-shaped rail and socket system securely locks the table together & gives immense strength.





# Flip Tables



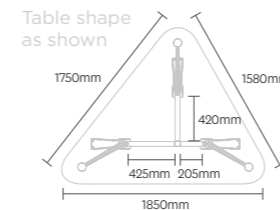
Shifting between learning modes can be expensive and time consuming with traditional static furniture. Flip tables are easily reconfigured allowing for flexible working areas, training zones or presentation rooms. Extra fast to install these tables come in a range of sizes with optional privacy modesty panels.





# Shaped Tables Education

- Benefits of collaborative learning
- 1-Positive interdependence
  - 2-Encourages face to face interaction
  - 3-Teaches individual accountability
  - 4-Develops social skills
  - 5-Cultivates group processing

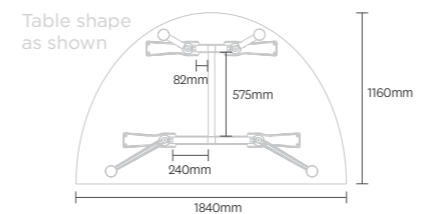


Nebula Education Tables are specifically designed to support flexible learning modes. The triangular shaped tables improve sight lines, encourage collaboration and help define personal work area. These multi-talented tables encourage easy shifts between lecture, discussion, and project work.





# Shaped Tables Teleconference



Nebula Teleconference Tables are specifically designed to support virtual collaboration. Half-round and trapezoid shapes create focus on communication tools and encourage group engagement. These tables make interaction comfortable!





# High Tables



86% of Americans remain sedentary for 21hr/day

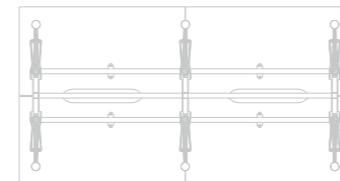
- Encourage standing areas to avoid problems with high blood pressure, reduced metabolism and weaker muscles.
- Standing meetings and workspaces have been proven to improve workflow, increase focus and raise productivity.

With frames to support a variety of work top sizes and an unobtrusive foot design, Nebula High Tables provide an excellent, impromptu place for workers to gather. They're ideal for quick meetings, reviewing documents, or simply catching up. Workers rarely have time to sit for extended meetings during their time in the office, so touchdown spaces can help provide more supportive options.





# Desking



Nebula Desking offers contemporary styling, in a clean, simple aesthetic. The best office environments are those that create a sense of community & space and support dynamic changes in workplace technologies and evolving work practices. And best of all, it integrates visually with all Nebula Meeting Tables.





## Cafeteria Tables

Versatile enough to be used almost anywhere, Nebula Meeting Tables complement any space with a variety of top sizes, base formats and a refined aesthetic. From dining tables in social areas to coffee tables or standing-height occasional tables for more informal settings, Nebula Meeting Tables offer flexibility, enabling any activity that requires an inviting surface.

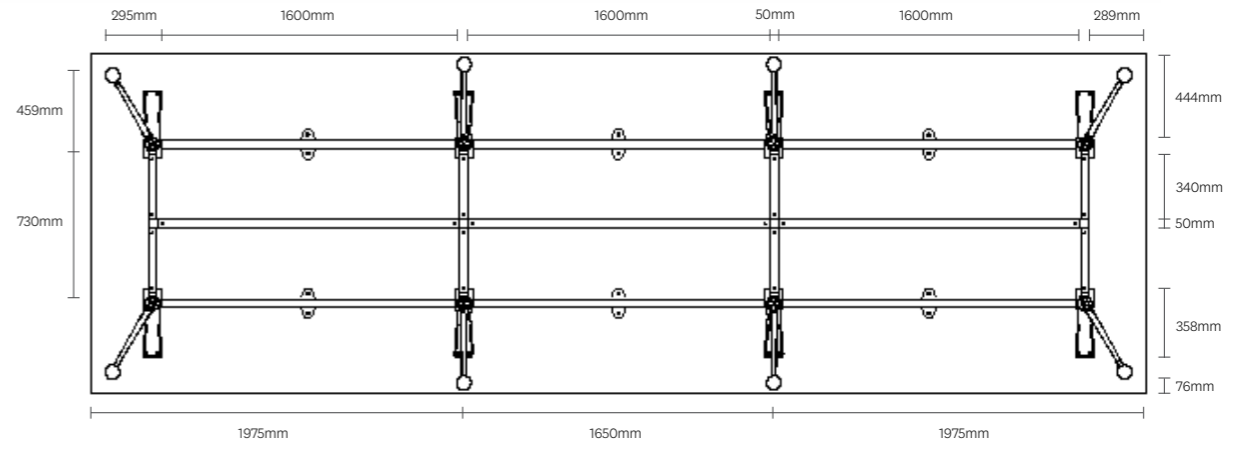
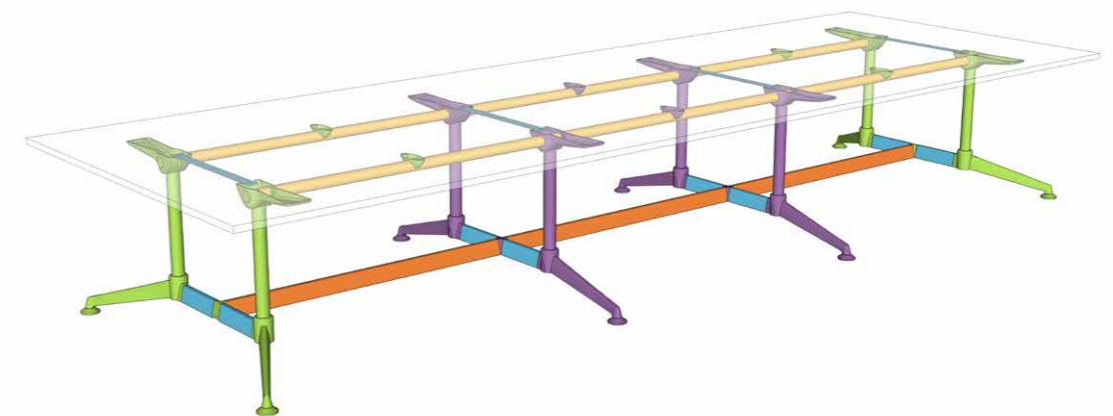


TABLE TOP SHAPE	TABLE TOP WIDTH	TABLE LEG CONFIGURATION	BEAM & RAIL OPTIONS
RECTANGULAR	900 - 2200mm WIDTH		<b>580mm FLIP LEG SET</b> Suits 900 - 2200mm Length Top <b>AU-FWFLIP-01/B</b>
			<b>705mm FLIP LEG SET</b> Suits 900 - 2200mm Length Top <b>AU-FWFLIP-02/B</b>
RECTANGULAR	600 - 900mm WIDTH		<b>600mm FIXED LEG SET</b> <b>AU-FWMOD-01END</b> <i>Add 1 upper beam to fit the length of your table top (Table top length 3000mm max)</i>
			<b>800mm FIXED LEG SET</b> <b>AU-FWMOD-02END</b> <i>Add 1 upper beam to fit the length of your table top (Table top length 3000mm max)</i>
	1500 - 3000 LENGTH		<b>SINGLE POST LEG SET WITH COLLAR</b> <b>End legs:</b> <b>AU-FWMOD-03END</b> <b>Centre Legs:</b> <b>AU-FWMOD-03MID</b> <i>Add upper beams to fit the length of your table top (each section) (Table top can be an infinite length)</i>
OR	800 - 1100mm WIDTH		<b>TWIN POST LEGS WITH COLLAR</b> <b>End leg pair</b> <b>AU-FWMOD-04END</b> <b>Centre leg</b> <b>AU-FWMOD-04MID</b> <i>Add 2 upper and 1 lower beams to fit the length of your table top (each section). Add width kit to suit width of your table. (Table top can be an infinite length)</i>
	over 3000 LENGTH		
UNIQUE	1200 - 1900mm WIDTH		
ROUND	400 - 700mm DIAMETER		<b>SINGLE POST PEDESTAL BASE</b> Suits 400 - 700mm Diameter Round Top Suits 400 - 600mm Square Top <b>AU-FWMOD-11.15R</b>
	OR		<b>SINGLE POST PEDESTAL BASE</b> Suits 800 - 1200mm Diameter Round Top Suits 700 - 1000mm Square Top <b>MOD1/B</b>
	400 - 600mm SQUARE WIDTH		
SQUARE	800 - 1200mm DIAMETER		<b>SINGLE POST PEDESTAL BASE</b> Suits 800 - 1200mm Diameter Round Top Suits 700 - 1000mm Square Top <b>AU-FWMOD-11.1R</b>
	OR		
ROUND	700 - 1000mm SQUARE WIDTH		<b>FOUR POST PEDESTAL BASE</b> Suits 1000 - 1300mm Diameter Round Top Suits 900 - 1200mm Square Top <b>AU-FWMOD-11.4R</b>
	1000 - 1300mm DIAMETER		
SQUARE	900 - 1200mm SQUARE WIDTH		<b>FOUR POST PEDESTAL BASE</b> Suits 1400 - 1800mm Diameter Round Top Suits 1200 - 1600mm Square Top <b>AU-FWMOD-11.2R</b>
	1400 - 1800mm DIAMETER		
SQUARE	1200 - 1600mm SQUARE WIDTH		
	OR		

**EXAMPLE MT5218CC3/B | Worksurface Size of 5600mm x 1800mm**

Stockcode	Description	Quantity
AU-FWMOD-04END/B	Nebula Twin Post Leg Pair with Collar	1
AU-FW1800SET/B	Nebula Width Connector Beam	2
AU-FWMOD-04MID/B	Nebula Twin Post Centre Leg with Collar	2
AU-FWTOPRAIL1600/B	Nebula Upper Beam	6
AU-FWBOTRAIL1600/B	Nebula Lower Beam Set	3

- STANDARD FEATURES**
- Black powdercoated posts & rails, polished alloy feet, collars & connectors.
  - Levelling glides.
  - 25mm Studio White melamine with matching 2mm ABS edge.
  - Compatible with in-desk power & data boxes.
  - Worksurface height of 720mm including 25mm worktop
  - Flip tables AFRDI approved for severe commercial use.



**EXTRAS**







**IntraSpace**  
**Efficient Workspace Solutions**

- Mobile & Static Shelving Specialists
- Clinical Storage Fitouts
- Sterile Shelving & Trolleys
- Contemporary Storage Furniture
- Filing Systems & Cabinets
- Modular Archive Systems
- Display Solutions
- Storage Wall Systems

---

2 Loop Road  
PO Box 2250  
Werribee VIC 3030  
ABN 87 324 564 802

Freecall 1800 800 573

T +61 (03) 9742 2262  
F +61 (03) 9742 2402  
E [info@intraspace.com.au](mailto:info@intraspace.com.au)

[intraspace.com.au](http://intraspace.com.au)