



A collage of 12 diamond-shaped images arranged in a grid, showcasing various aspects of a hospital pharmacy. The images include: 1. A person in a blue uniform working in a pharmacy aisle with tall shelving units. 2. A close-up of white plastic shelving units. 3. A person in a blue uniform working in a pharmacy aisle. 4. A person in a blue uniform working in a pharmacy aisle. 5. A person in a blue uniform working in a pharmacy aisle. 6. A person in a blue uniform working in a pharmacy aisle. 7. A person in a blue uniform working in a pharmacy aisle. 8. A person in a blue uniform working in a pharmacy aisle. 9. A person in a blue uniform working in a pharmacy aisle. 10. A person in a blue uniform working in a pharmacy aisle. 11. A person in a blue uniform working in a pharmacy aisle. 12. A person in a blue uniform working in a pharmacy aisle.

We Can Help You With

BASIC SERVICES

- ✓ Site Audits
- ✓ Risk Analysis
- ✓ Comprehensive Reports
- ✓ Budget Projections
- ✓ Storage Room Designs
- ✓ Payment Plans
- ✓ Best Practice and OH&S Regulations Considered

ADVANCED SERVICES

- ✓ **Report Writing**
We offer the service of report writing and business case preparations for those with limited time.
- ✓ **Risk Management Frameworks**
We can assist you to prepare risk management frameworks (ensuring appropriate risks are identified, mitigated or actioned – i.e. through risk matrix review, updating/educating of risk management for staff – upon induction/regular meetings/documentation dissemination and display).
- ✓ **Incident Management Systems**
Documenting of appropriate incident management policies and procedures (CSSD risk is typically bodily fluid exposure to a CSSD tech for instance or sharps)
- ✓ **Operational and Governance Workflows**
The actual documented workflow by which a CSSD for instance functions and how it is regulated, by whom, who learns of issues etc.
- ✓ **Quality Management Systems**
Ensure your processes are occurring as per documentation, information is disseminated appropriately and consistently through feedback etc.).

Your AS4187 Journey

How far away are you from formal accreditation and compliance?

Let us help you fill in the gaps!



FORMAL ACCREDITATION

Compliance achieved and formal accreditation obtained for AS4187 : 2014



2022 DEADLINE

Lack of compliance may result in facility shutdown



Basic Do's and Don'ts for Sterile Storage

Some basic requirements that you need to meet the Sterile Standards:



NO CARDBOARD IN STERILE AREAS

Sterile items should be removed from the store pack before being brought into the clean area. Cardboard boxes should not be used as storage containers as they are porous, cannot be adequately cleaned and may harbour organisms.

NO EXTERNAL WINDOWS

Excessive exposure to sunlight and other sources of UV compromises stock.

STERILE & NON-STERILE STOCK STORED SEPERATELY

Sterile stock separated appropriately from non sterile stock to meet AS/NZS 4187:2014 and NSQHS 2nd Edition Standards requirements. Designated storage areas should be allocated and must conform by way of air and environmental conditions.

CHECK PACKAGING OF COMMERCIALY PREPARED ITEMS

Grossly soiled or damaged store packs should not be accepted. Dust should be wiped from the store pack before it is opened. Sterile items from external suppliers should be inspected for cleanliness or damage to the unit packs or contents.

NO SOLID SURFACES

No solid surfaces- including shelving and storage containers. They allow insufficient airflow around stock and settling of dusts or other contaminants and vermin unless a strict cleaning regime is maintained.

NO SOLID BASED STORAGE TUBS

Remove plastic containers – they restrict airflow and are not able to be cleaned easily.

CORRECT STORAGE SOLUTION

With the correct storage system, which allows for airflow, has shelves at the correct heights is critical. Full use of the available space and no hard-to-clean corners is also achieved by using IntraSpace's design team and product range.

NO BOXES STORED ON THE FLOOR

All items shall be stored above floor level by at least 250-300mm and from ceiling and fixtures by at least 440mm.





IMPLEMENT STOCK ROTATION

Each healthcare facility should develop a system of stock rotation based on the date of product expiry. Systems such as IntraMed Kanban/RFID Solution for consumables or the IntraMed Smart Cabinets for high value prosthetics etc.

AIR QUALITY

Hepa filters should be used in sterile storerooms to maintain the correct temperature and reduce moisture and condensation.

TRANSPORT EQUIPMENT

Hoists, trolleys and containers used for delivery of sterile items should be dedicated to that purpose, kept clean and not used for the collection of used items, transport of food or waste.

Non-sterile items such as clean linen, custom packs may be transported with sterile items provided the sterile items are separately protected.

HYGIENE & TRAFFIC IN THE STERILE STORE AREAS

Staff education and adherence to good hygiene practices is critical to remove the risk of cross-contamination.

Traffic within the area should be controlled to minimise the movement of airborne contaminants.

USE DUST COVERS ON TRANSPORT TROLLEYS

Plastic dust covers should be used to protect sterilised articles from contamination by dust and other contaminants during prolonged storage or transport on trolleys.

Cover to be polyethylene, new, clean and intact.

STAFF EDUCATION AND TRAINING

Staff should be given adequate education and training in handling of sterile items. They should not have discharging or open wounds, abrasions or scaling skin disorders. Have washed and dry hands.



These points have been compiled to serve as a guide.
It includes excerpts from the AS4187 standards
- which are protected under international copyright.

Non-Compliant Storage Areas



Before and After

Do your storerooms comply with AS4187 Standards?



- \ Louvre Panels and Plastic Bins
- \ Solid surfaces that require constant cleaning
- \ Disorganised layout and difficult access



- \ IntraMed Modular Racks - Clinical Storage
- \ Maximise your storage with ISO 60x40 baskets (no solid surfaces)
- \ Not built in - ideal for future proofing
- \ Easy stock rotation



- \ Built in joinery and traditional storage fitouts
- \ Solid surfaces and solid containers are not approved
- \ Inadequate airflow and potential for edging to be damaged



- \ IntraMed Wire Shelving - Chrome or Stainless Steel Finish
- \ Modular, free standing and provides airflow
- \ 300mm H clearance from floor for sterile standards and 1800mm H top shelf for OH&S
- \ All cardboard removed from room using product containment such as Baskets and Ledges

IntraMed Wire Shelving



Top shelf at 1800mm AFFL for OH&S

Wire mesh to allow airflow

Labels

Range of Accessories

Ledges

Dividers

300mm AFFL Clearance from floor

Adjustable feet

Available in 3 Finishes:
Chrome Plated, Stainless Steel
and Epoxy Coated (Green)

5 Year Structural Warranty



10 Year Corrosion Warranty on
Stainless Steel and Epoxy Coated



STERILE STOREROOM



CONSUMABLE STORAGE




STOCK EASILY ACCESSIBLE AND VISUAL

IntraMed Modular Racks




Cath Lab Fitouts



Typical Layouts

Clean Utility / Med Room



- A** Support Wall System with tilt feature to assist stock identification and retrieval of stock stored above eye level.
- B** Sloping tops to minimise dust and prevent incorrect storage of consumables.
- C** Telescopic Catheter Holders. Side or Front-Facing Hooks.
- D** Lockable Tambour Door.
- E** Lockable Glass Inset Door.
- F** Controlled Drug Safe.
- G** Drawer Units - with or without baskets.
- H** Telescopic Runners for heavy items such as IV fluid bags.
- I** Stainless Steel Shelf for large boxes and heavy items.
- J** Wall Panels with Wire Baskets.



Typical Layouts



Theatre Ward Store - Large

Take the initiative in the fight against infection!

Clean Utility Rooms, Treatment Rooms and Sterile Stores ultimately play a critical part in the care and well-being of the patient. Compromise in this area and the whole ward can be infected.





Business Case Report Hospital CSD Assessment January 2020

The [redacted] ("The Hospital") CSD Unit was reviewed by the IntraSpace Infection Control Consultant Bianca Walker and Sales Executive Brendon Confoy ("Intraspace") to assess the compliance against AS/NZS 4187:2014 which contributes to compliance to the NSQHS Standards (2nd Edition).
The purpose of this section is to provide a brief overview of the entire the improvement of the CSD Unit.

Background

Attendance at The Hospital occurred 13th January to 15th January to as options for solutions to assist The Hospital in attaining compliance. W initiatives of compliance against NSQHS Standards (2nd Edition) inclusiv 4187:2014, The Hospital's aim is to ascertain the correct support towa compliance. Intraspace has therefore been procured to provide stora solutions that aim to address issues of non-compliance and improve w processes. This aim has been facilitated via The Hospital's Director of relevant staff in each department.

Current Business Overview

The CSD Department currently has a lack of differentiation between sterile stock and thus places a risk of re-contamination. The fundamer the CSD identified an issue pertaining to mixing of sterile and non-ster thus, places the current CSD flow and process as a high risk of contami



Top track system and modular racks can replace this current system to store items in a more compliant and user friendly manner.

Issues and Constraints

Issues pertain mostly to accessibility to the space to undertake works required. This will need to be taken into consideration and therefore may require out of hours access.

Risks

The risks involve any inability to conduct changes within a set allocation of time to ensure the CSD is fully functional.

Financial costs

A clear breakdown of cost analysis has been provided as an Appendix to this report for option 1 and option 2.

Non-Financial costs

The most prevalent non-financial cost is associated with accessibility and functionality of the CSD being reduced/halted.

Financial benefits

It is anticipated that the improvements to the CSD will assist with clearer workflows and time efficiencies which therefore mean fewer staff time wastage and risk. The investment into improving the CSD is a fundamental requirement for maintaining accreditation.

Draft report template
for example purposes



additional note is the ability to re-use the removed compactus from CSD to the offsite storage warehouse to utilise current equipment.



removal additional to compactus



it is the replacement of items that have significant rust damage control risk which was mostly noted in the Wash Area. Items raspace as required.

Non-Financial benefits



Non-financial benefits include staff being able to partake in improved workflows and processes, building staff morale. It also has a major benefit of lowering infection risks for patients.

Duration

Dependent on budgeting approval.

Recommendations

Being a high priority area to re-develop, it is recommended that:
The options are reviewed
The selection option is approved
The timeline of implementation is considered and approve
The required budget is allocated immediately in order to undertake an initial scope



RISK MANAGEMENT:

Compliance to AS4187:2014 requirements is compulsory under 1 control the degree of risk of non-compliance to ensure equipment storage rooms are meeting these compliance requirements with functionality or staff safety. It is therefore advised for any change storeroom (sterile or non-sterile) be effectively communicated to orientation practices for new or agency staff.

Risks pertaining to current status of storage:

- User handling risks of injury involved with moving stock due to cramped location, overcrowding and/or double
- Non-compliance to requirements of NSQHS and AS4187

Risks pertaining to change impact of storage:

- Changes not communicated effectively resulting in staff unable to acquire required equipment/resources. **MEDIUM**
- Inadequate utilisation of stock/overstocking **HIGH**
- Inadequate storage of excessive stock **HIGH**
- Physical impact required for removal and moving of equipment and stock **HIGH**

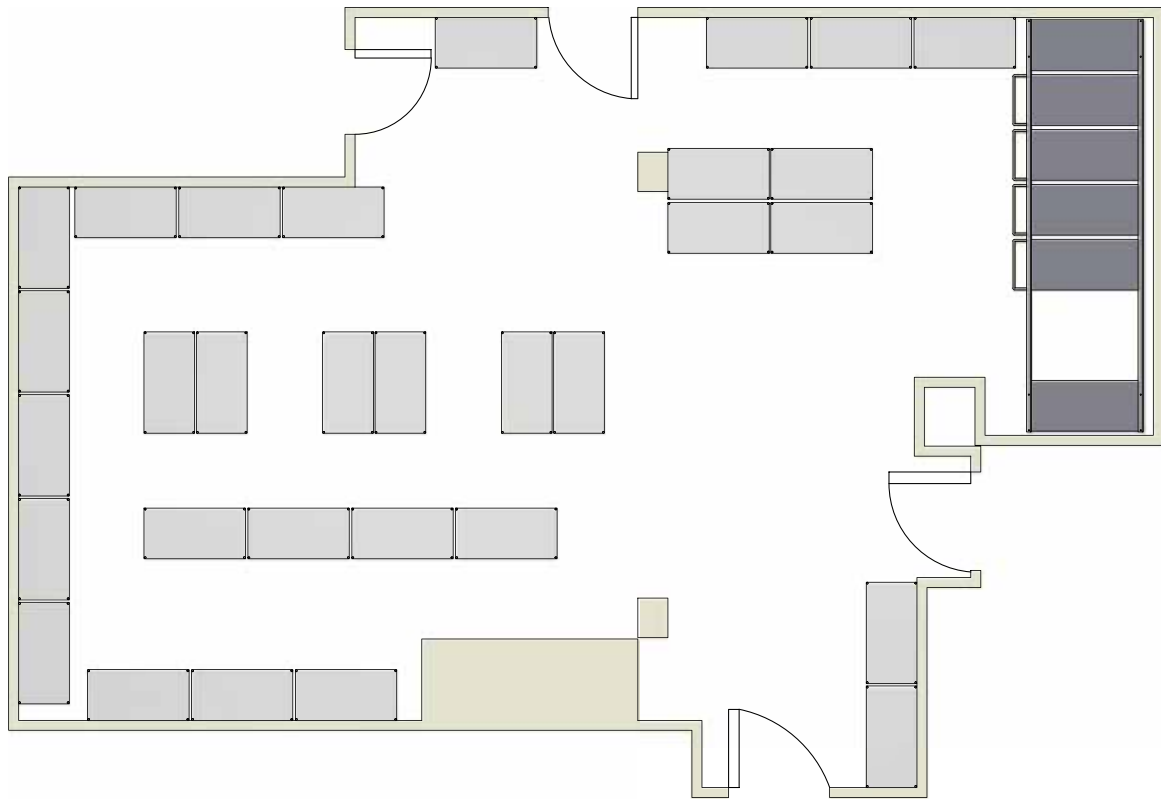
Risks can be mitigated via communication and appropriate planning to enable efficient and effective changes that aim to reduce or eliminate risk as per the Hospital Risk Management Framework.

RISK MATRIX:

Risk Level Matrix		Likelihood				
		1 Rare	2 Unlikely	3 Possible	4 Likely	5 Very Likely
Consequence	5 Catastrophic	Medium	High	High	Extreme	Extreme
	4 Major	Low	Medium	High	High	Extreme
	3 Moderate	Low	Medium	Medium	High	High
	2 Minor	Low	Low	Medium	Medium	High
	1 Insignificant	Low	Low	Low	Low	Medium


References:

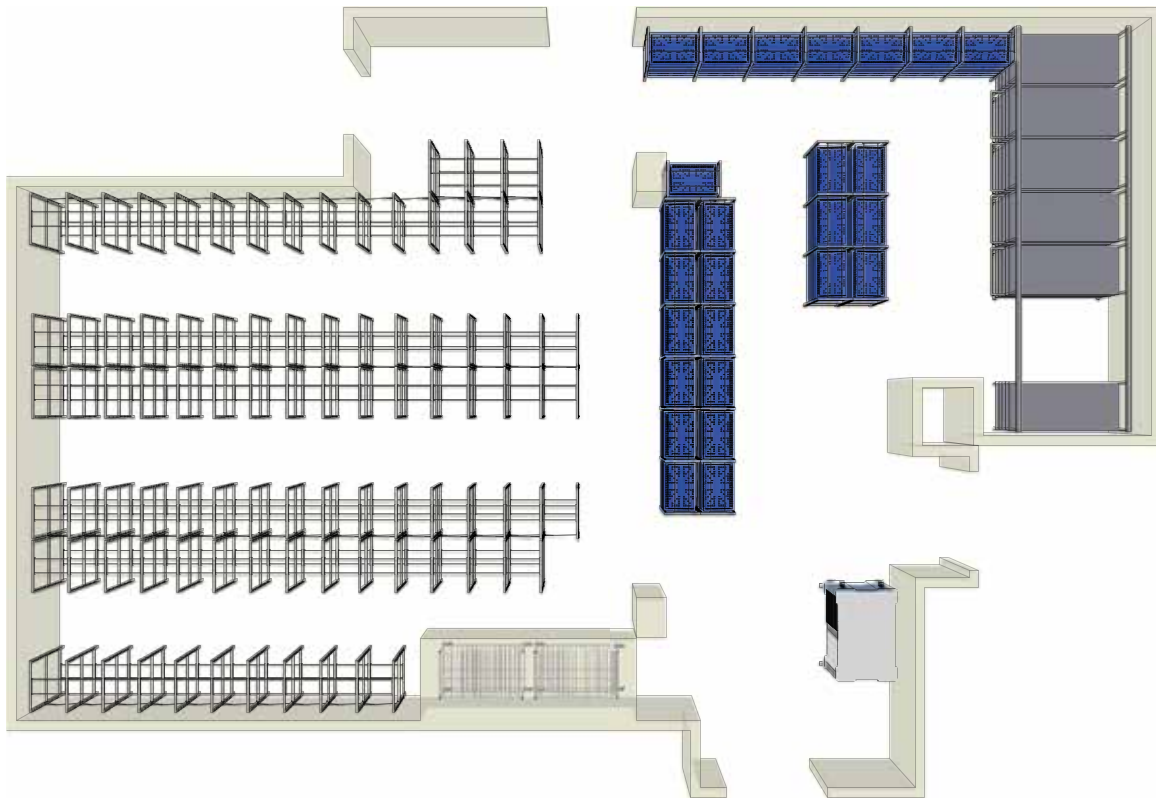
- International Health Facilities Guidelines, Part B Health Facility Briefing and Design, Version 5.1, 2017; refer to website http://healthfacilityguidelines.com/ViewPDF/ViewIndexPDF/IHFG_part_b_sterile_supply
- AS/NZS 4187: 2014 – 'Reprocessing of reusable medical devices in health service organizations', Refer to: <http://infostore.saiglobal.com/store/details.aspx?ProductID=1773923>
- Australasian Health Facility Guidelines, Part B Health Facility Briefing and Planning, Rev 5, 2016; refer to website www.healthfacilitydesign.com.au
- Guidelines for Design and Construction of Health Care Facilities; The Facility Guidelines Institute, 2014 Edition refer to website www.fgiguidelines.org



Large CSSD Sterile Store - BEFORE

- Difficult to access
- Instrument trays stacked on each shelf
- Poor workflow
- Insufficient capacity
- Mixed storage






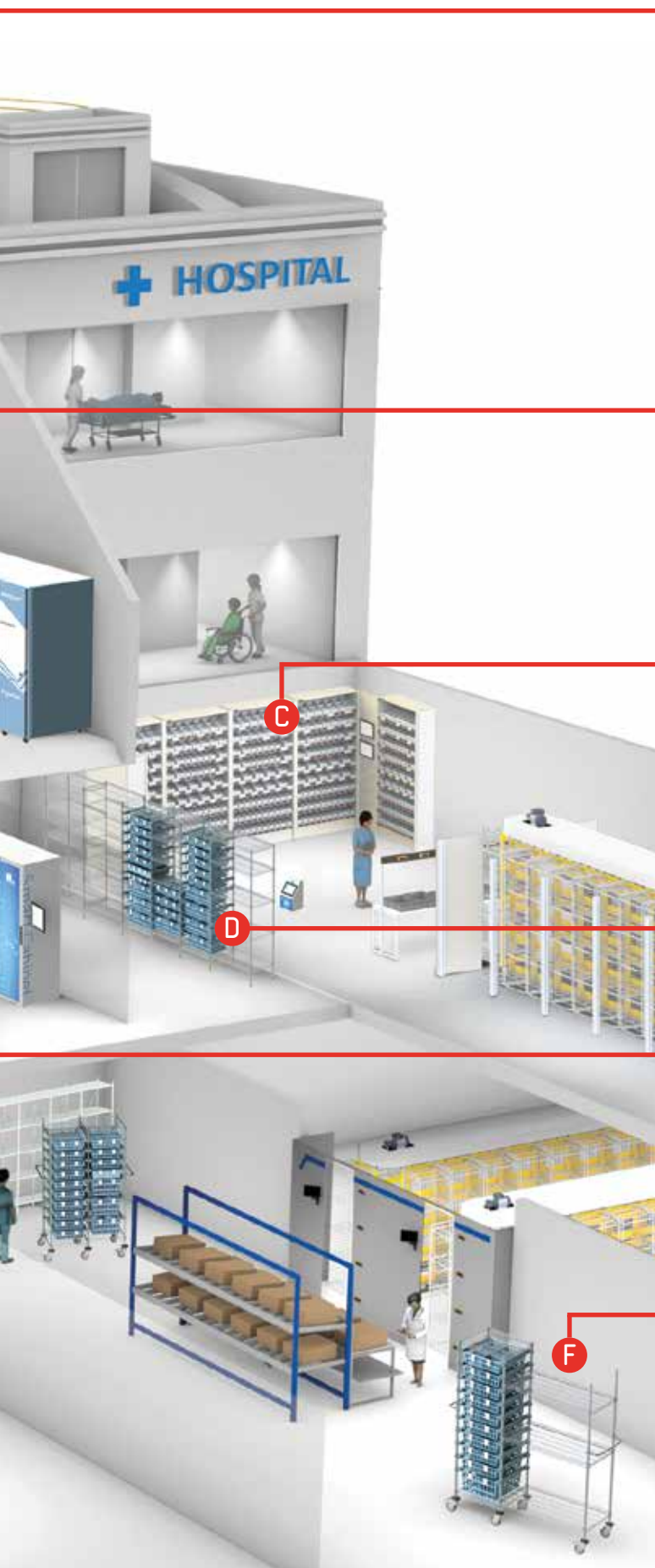
Large CSSD Sterile Store - AFTER

- 4 main access aisles
- Easy to access trays
- Pull out shelves with 1 tray each
- Dedicated consumable / steri peel storage



IntraMed - Your Complete Medical Storage Solution





A. MODULAR STORAGE

- ❑ CLINICAL ISO 600 X 400 RACKS
- ❑ ISO BASKETS
- ❑ MOBILE OR STATIC
- ❑ UNDERBENCH STORAGE OPTIONS

B. INVENTORY SYSTEMS

- ❑ GARMENT DISPENSERS
- ❑ RFID KANBAN SYSTEM
- ❑ SMART CABINETS
(HIGH VALUE STOCK CONTROL)

C. PHARMACY STORAGE

- ❑ AUTOMATED MEDICATION ROBOTS
- ❑ DRUG SAFES
- ❑ GRAVITY FEED SHELVES

D. WIRE SHELVING

- ❑ CATHLAB FITOUTS
- ❑ CLINICAL WIRE BASKETS
- ❑ CSSD FITOUTS
- ❑ EPOXY SHELVING
- ❑ HOOK POSTS
- ❑ INTRAMED COMBO SYSTEM
(COMBINES WIRE AND BASKET SHELVING)
- ❑ OVERHEAD TRACK SYSTEM

E. BULK STORAGE

- ❑ EQUIPMENT STORES
- ❑ NON-CLINICAL STORAGE
- ❑ PALLET RACKING
- ❑ SUPPLY DEPARTMENT

F. TROLLEYS

- ❑ ANAESTHETIC
- ❑ BASKET
- ❑ CLINICAL
- ❑ EMERGENCY
- ❑ STAINLESS STEEL

Have you considered:

- > *Dirty/Clean Air Rooms?*
- > *Water Quality/RO?*
- > *Height Adjustable Sinks?*
- > *Storage Rooms with no exposed laminate?*
- > *Sterile/non-sterile stock stored separately?*
- > *Correct shelving to reduce cleaning costs?*
- > *Storage 300mm off the floor in accordance with AHF Guidelines?*
- > *Humidity/HEPA Filters?*



Compliance Packages

Bring your facility up to standard with our

NEW INFECTION CONTROL COMPLIANCE PACKAGES

INTRODUCTORY ASSESSMENT

SITE AUDIT OF TWO STORAGE ROOMS, GIVING AN EXAMPLE OF HOW WE CAN HELP

+

PROPOSAL AND ROOM DESIGNS IN 2D AND 3D SUPPLIED WITHIN 5 BUSINESS DAYS

+

FREE COPY OF THE INTRASPACE AS4187:2014 GUIDE

FREE

GOLD PACKAGE

SITE AUDIT OF SINGLE DEPARTMENT/ UP TO 10 STORAGE ROOMS

+

PROPOSAL AND ROOM DESIGNS

+

RISK ANALYSIS

+

REPORT PREPARED BY AN INFECTION CONTROL EXPERT

+

BUDGET PROJECTIONS

+

RECEIVE 5% OFF ANY SHELVING / STORAGE SOLUTIONS ORDERED AS A RESULT

P.O.A.

PLATINUM PACKAGE

COMPLETE SITE AUDIT AND DESIGN SERVICE

+

FULL AS4187 GAP ANALYSIS

+

3RD PARTY AS4187:2014 FORMAL ACCREDITATION

+

ISO9001:2015 STANDARD ACCREDITATION

+

ASSURED COMPLIANCE WITH NATIONAL STANDARD - NSQHSS 2ND EDITION

+

PROJECT MANAGEMENT- ALL TRADES TO MEET YOUR ACCREDITATION DEADLINE

P.O.A.

IntraSpace is now able to help you become
FULLY COMPLIANT & ACCREDITATION READY

The December 2022 deadline is **FAST** approaching!

Testimonials

Very nice work Jeff. I highly recommend Jeff and his very professional and dedicated team at Intraspace. I have engaged Intraspace to create smart and contemporary storage solutions for some very challenging spaces, at multiple project sites across the country.

I have never been disappointed and the overall finish is outstanding. I am currently working with Jeff to maximise the storage potential in a new Perioperative Suite redevelopment and as it all comes together, the solutions supplied by Intraspace are outstanding as they maximise the per square metre available space for storage. The quality and finish are second to none. Thanks, Intraspace.

- Manager Perioperative Services,
Calvary Healthcare

IntraSpace were given the contract to design, supply and install all the Clinical and Non-Clinical Storage Systems throughout the New Bendigo Hospital.

This included items Wire Shelving, Modular Basket Storage Systems, Racking and Laminate Lockers. They worked closely with the project stakeholders to identify solutions for each hospital department. They finished the project well, and were able to meet all our demands for safety, product design and program. I would recommend IntraSpace to assist Lend Lease and other Builders/Clients on similar projects in the future.

- Project Director (Lend Lease)

Our Clients

With more than 15 years of experience in the storage and furniture industry, IntraSpace has worked with large-scale Australian businesses to deliver healthcare and medical storage solutions and a huge range of office furniture systems.



FREECALL 1800 800 573



intraspace.com.au



[linkedin.com/company/intraspace-pty-ltd](https://www.linkedin.com/company/intraspace-pty-ltd)



[facebook.com/intraspaceaustralia](https://www.facebook.com/intraspaceaustralia)



Disclaimer: IntraSpace does not accept liability for incorrect spelling, printing errors, incorrect manufacturer's specifications or changes, or grammatical inaccuracies on any product included in this catalogue.
© All material, artwork and copy in this catalogue is produced under copyright laws. No part of the catalogue may be duplicated or reproduced in any form whatsoever without the prior written permission of IntraSpace.
©The logos IntraSpace, IntraMed, Tidy Files, Tidy Files and Cabinets and FileStor are registered trademarks wholly owned by IntraSpace.
We reserve the right to change pricing and/or product specifications without notice.